



REGISTER FOR RENTCAFE



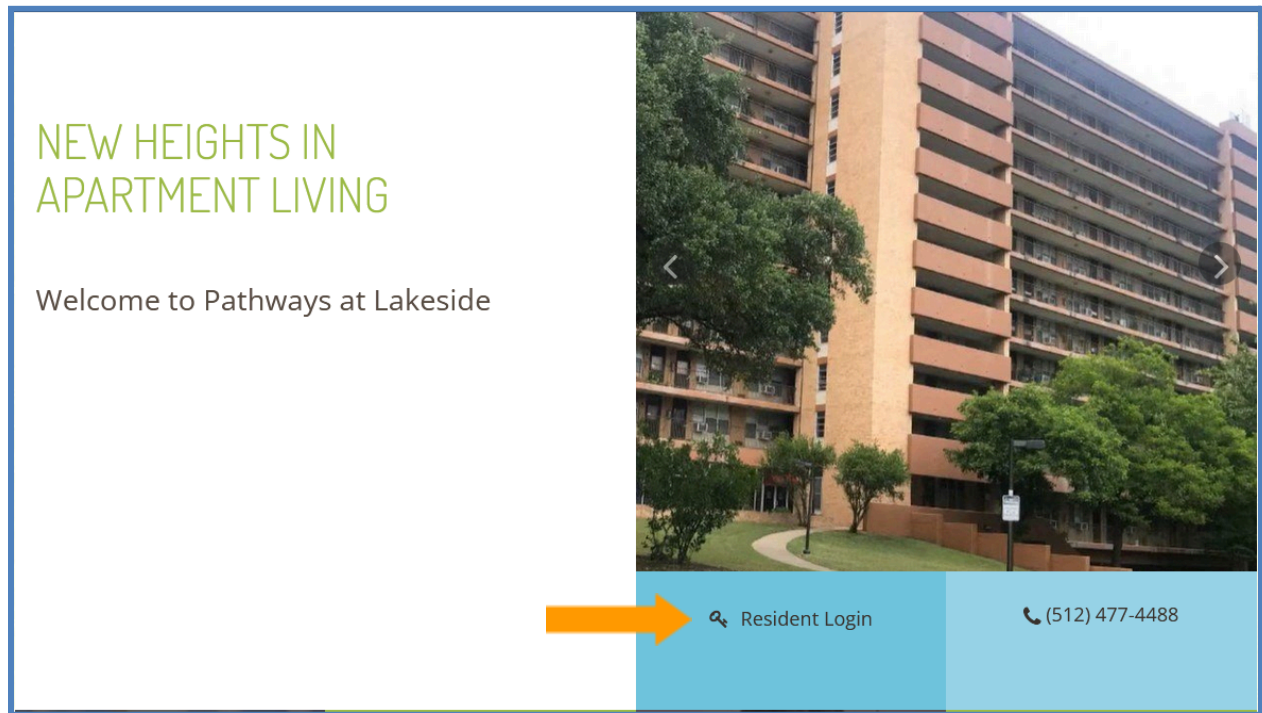
1. Visit the [RentCafe Website](#) and Click on the property you want to **sign up** for RentCafe.

Go live with RentCafe!

Select your property below to get started

Pathways at Bouldin Oaks	Pathways at Lakeside
Pathways at Manchaca Village	Pathways at Georgian Manor
Pathways at Booker T. Washington	Pathways at Shadowbend
Pathways at Manchaca II	Pathways at Meadowbrook
Pathways at Salina	Pathways at Santa Rita Courts
Pathways at Coronado Hills	Pathways at Gaston Place
Pathways at Thurmond	Pathways at North Loop

2. Click "**Resident Login.**"



3. Click "**Click Here to Register.**"

A screenshot of the "Welcome to Resident Services" registration page. The title "Welcome to Resident Services" is at the top. Below it is a link: "If your username is not an email address, [click here to login.](#)". A light gray box contains the registration form. Inside the box, it says "* indicates required fields." followed by "Email*" and a text input field. Below that is "Password*" and another text input field. A black "Sign In" button is positioned below the password field. At the bottom of the gray box, there is a link: "Forgot password? [Click here to register.](#)". An orange arrow points from the left towards this registration link.

4. Fill out the **registration form**:

- First and Last Name
- Phone Number
- **Email Address** (must match the same email address your property management has on file)
- Password (10+ characters, 1 capital letter, 1 number, 1 symbol)
- Confirm Password
- Choose and answer a **security question**

*The registration code **is not** required.*

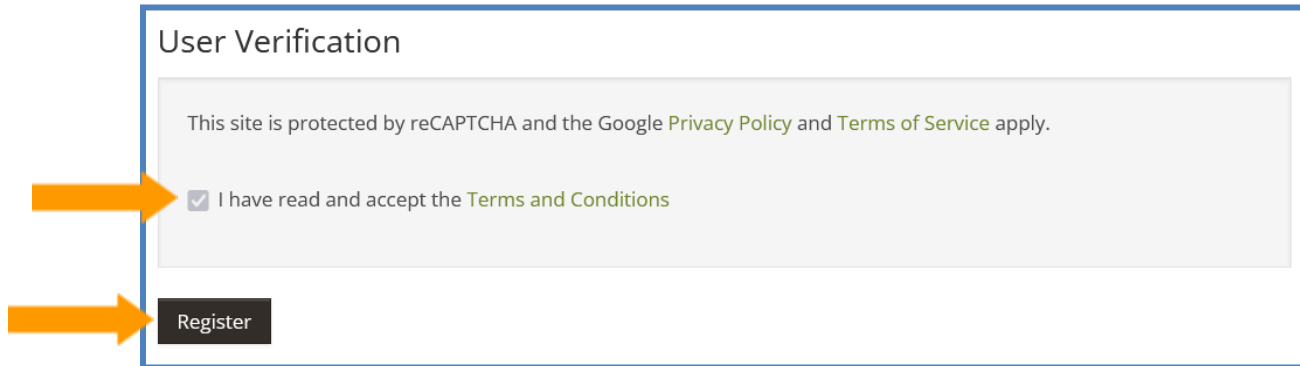
Personal Details

First Name*	<input type="text" value="Ben"/>	←
Last Name*	<input type="text" value="Smith"/>	←
Phone Number	<input type="text" value="(512) 123-4567"/>	←
	<input type="checkbox"/> Yes, I'd be happy to receive text messages!	
	Show More	
Registration Code ?	<input type="text"/>	

Account Information

Email*	<input type="text" value="Ben.Smith@Outlet.org"/>	←
Password*	<input type="password" value="....."/>	←
Confirm Password*	<input type="password" value="....."/>	←
Security Question*	<input type="text" value="Who was your childhood hero?"/>	←
Security Answer*	<input type="text" value="Superman"/>	←

5. Check the box to accept the **Terms and Conditions**.
6. Click "**Register**."



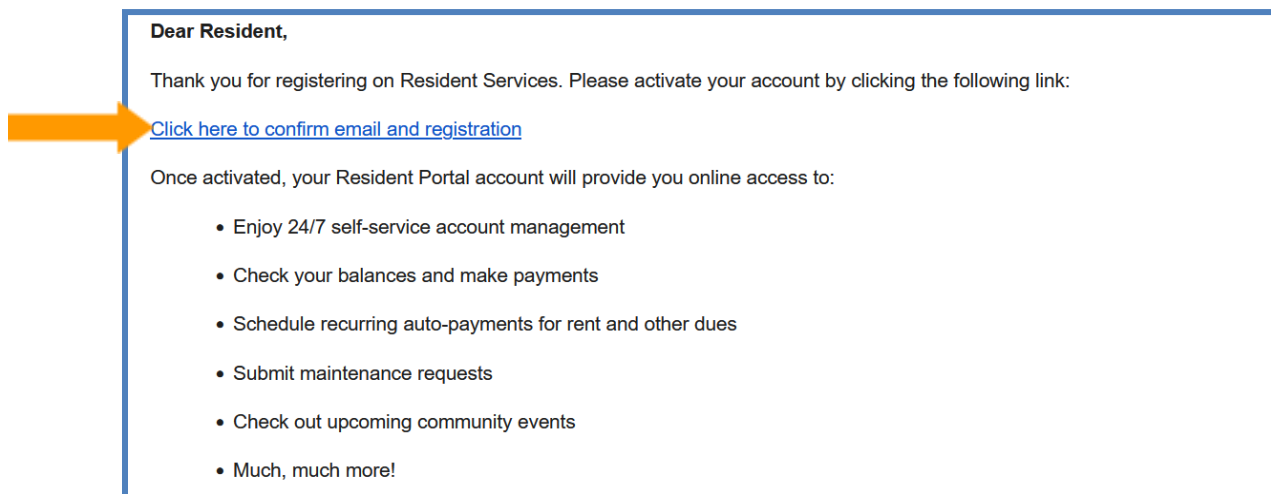
User Verification

This site is protected by reCAPTCHA and the Google [Privacy Policy](#) and [Terms of Service](#) apply.

☒ I have read and accept the [Terms and Conditions](#)

Register

A **confirmation email** will be sent to you. Open the email and **click the link inside**. You'll be directed to a page to **verify your email** by logging in with your email and password.



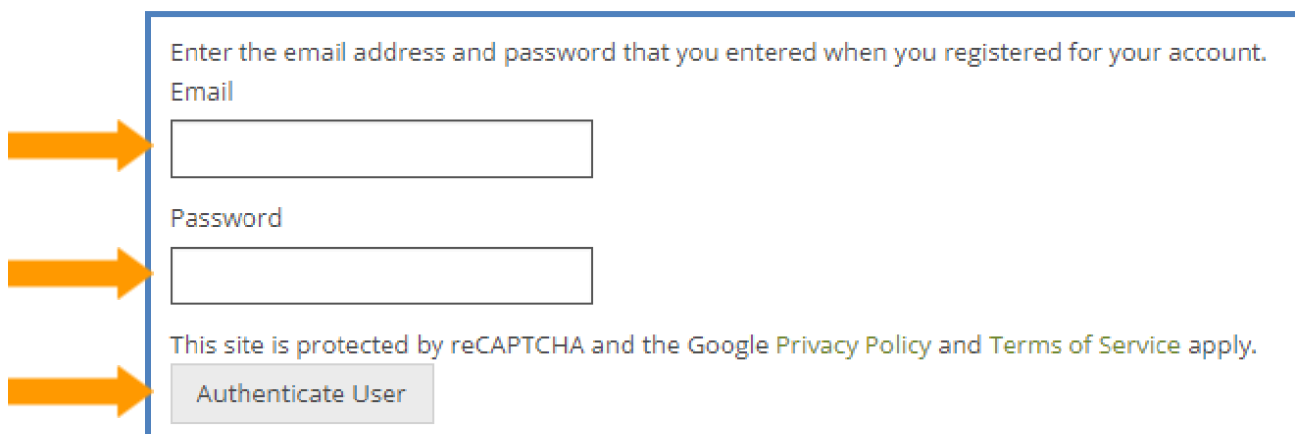
Dear Resident,

Thank you for registering on Resident Services. Please activate your account by clicking the following link:

[Click here to confirm email and registration](#)

Once activated, your Resident Portal account will provide you online access to:

- Enjoy 24/7 self-service account management
- Check your balances and make payments
- Schedule recurring auto-payments for rent and other dues
- Submit maintenance requests
- Check out upcoming community events
- Much, much more!



Enter the email address and password that you entered when you registered for your account.

Email

Password

This site is protected by reCAPTCHA and the Google [Privacy Policy](#) and [Terms of Service](#) apply.

Authenticate User

Need help?

Call HACA Client Support Center: **512-588-8298**

Submit a Support Request Form: [Click here](#)

HACA Austin Pathways | RentCafe Guide v.01 – June 24, 2025